



PRODUCT CATALOG

Work Smarter. Not Harder.

One System, Unlimited Potential

The Mobile-Shop System was developed with one goal in mind: maintain efficiency. From the portability of the Complete Tool Bag to the convenience of the Capacity Cart, each product in the Mobile-Shop System was thoughtfully designed to help you get the job done.

General Knowledge & Stats

36%
increase in productivity¹

\$17,490
average savings¹

148
labor hours recaptured¹

2.5
months on average to return investment

¹per employee, per year

*Based on general maintenance wage data from Salary.com and results of The Ohio State University Department of Integrated Systems Engineering Study of the Mobile-Shop System in use Feb-July 2009.



PM CART

pg. 10



HT ENGINEERING CART

pg. 12



TOOL BAG

pg. 7



CAPACITY CART

pg. 8



H30 CART

pg. 14



SD EXPRESS CART

pg. 16

Become even more efficient

In addition to maintenance carts and the Complete Tool Bag, the Mobile-Shop System offers a number of additional items to help teams become even more efficient.



PARTS RE-SUPPLY CENTER

pg. 18



CART LOCKER

pg. 19



3-DRAWER CLIP-ON UNIT

pg. 21



LIGHT BULB ACCESSORY KIT

pg. 21



GOLF CAR UTILITY BED

pg. 20

WELCOME TO THE MOBILE-SHOP SYSTEM

Mobile-Shop is the solution for increasing your facilities team's efficiency and productivity



“Our tool carts have provided maintenance departments across the nation a remarkable and sound means to increase productivity, efficiency and professionalism,”

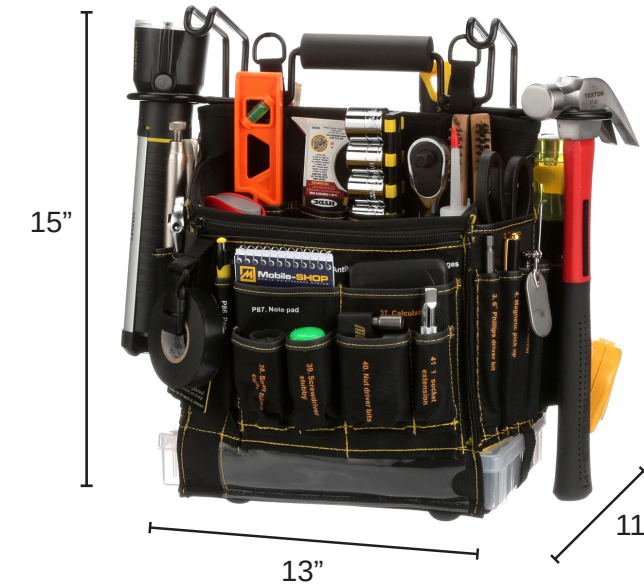
-Angelo Mazzella, CEO

Key Benefits

- Applies 5S & Lean Six Sigma principles
- Tool Bag comes with every cart
- Multiple versions of each cart: Complete, No Drill, Empty, etc.
- All warranty requests handled by Mobile-Shop

TOOL BAG

Models: MS-CTB



Grab, Go, & Get the Job Done

All the efficiency of the Mobile-Shop System condensed into the ultimate grab-and-go tool bag. The Tool Bag holds over 90 of the most commonly needed tools and parts and is labeled, making inventory effortless.

(Detailed tool list on pg 24-25)

Ideal for:

Designed for any use. A great entry to the Mobile-Shop System.

Key Features

- Can be inventoried in just 30 seconds
- Includes miscellaneous areas and parts box for custom items
- Ladder hooks for easy carrying
- Labeled pockets so you never forget a tool again
- Over 90 of the most commonly used tools and parts

CAPACITY CART

Models: MS-Capacity



Durable, heavy duty, extremely versatile

When you need a flexible, spacious, powerhouse of a maintenance system – look no further than the Mobile-Shop Capacity Cart. With 8 draws for all of your tools and parts, the Capacity Cart helps you get any job done.

Ideal for:

Maintenance technicians,
manufacturing, industrial


Key Features

- Customizable to almost any application
- Comes with most commonly needed tools
- Large open area to carry lockout - tagout kits & arc flash suits
- 8 lockable drawer storage
- Large, sturdy work surface capable of holding 1,000 lbs.



COMPLETE PM CART

Models: MS-CPMC, MS-CPMC-ND



(Detailed tool list on pg 26-27)

Everything You Need, Wherever You Need It


When you need a bit more space, the Preventative Maintenance (PM) Cart delivers. Battle tested in the world's most well-known hotel chains and some of the largest facility maintenance companies in North America, it has been proven to effortlessly maintain productivity.

Ideal for:

Facilities with elevator access or a single floor

Key Features

- A solid work surface complete with a vice
- Four lockable drawers with easily customizable dividers
- Ability to carry all the tools, parts, and accessories needed to get the job done
- Includes the Mobile-Shop Complete Tool Bag



HT ENGINEERING CART

Models: MS-CEC, MS-CEC-ND



(Detailed tool list on pg 26-27)

Preparedness & Portability

For the technician that can't sacrifice form factor for function, the HT Engineering Cart has you covered. Have every tool you need on a cart that breaks down in seconds for effortless transport. With the HT Engineering Cart, you'll be ready for anything.

Ideal for:

Garden style apartments,
higher education,
scattered sites

Key Features

- Over 160 parts
- Breaks down into 4 manageable pieces, weighing under 50 lbs. each in 30 seconds
- Fits into a small car for easy transport
- Includes easily deployable cart cover
- All pockets are labeled for easy inventory



H30 CART

Models: MS-H30-Cart, MS-H30-ND

Safe. Professional. Maintenance.

Where safety and professionalism are crucial, the H30 Cart delivers. The H30 Cart was developed with the help of healthcare and hospitality professionals from some of the most respected facilities in the U.S. as the ultimate tool system for safety and uniformity.

Ideal for:
High-Rise, Healthcare, Hospitality, Offices



(Detailed tool list on pg 31)


Key Features

- Customizable to almost any application
- Compact and maneuverable
- 5 lockable storage drawers
- Lockable cover and front cabinet for tool modules



SD EXPRESS CART

Models: MS-SD-CEC-VSE, MS-SD-EMTY-VSE



Flexible & Ultra-Portable Productivity Machine

Our SD Express Cart pairs the efficiency of having everything with you at all times with the portability of a lightweight and foldable frame. The result? Increased productivity wherever the job takes you.

Ideal for:

Garden style apartments,
higher education,
scattered sites

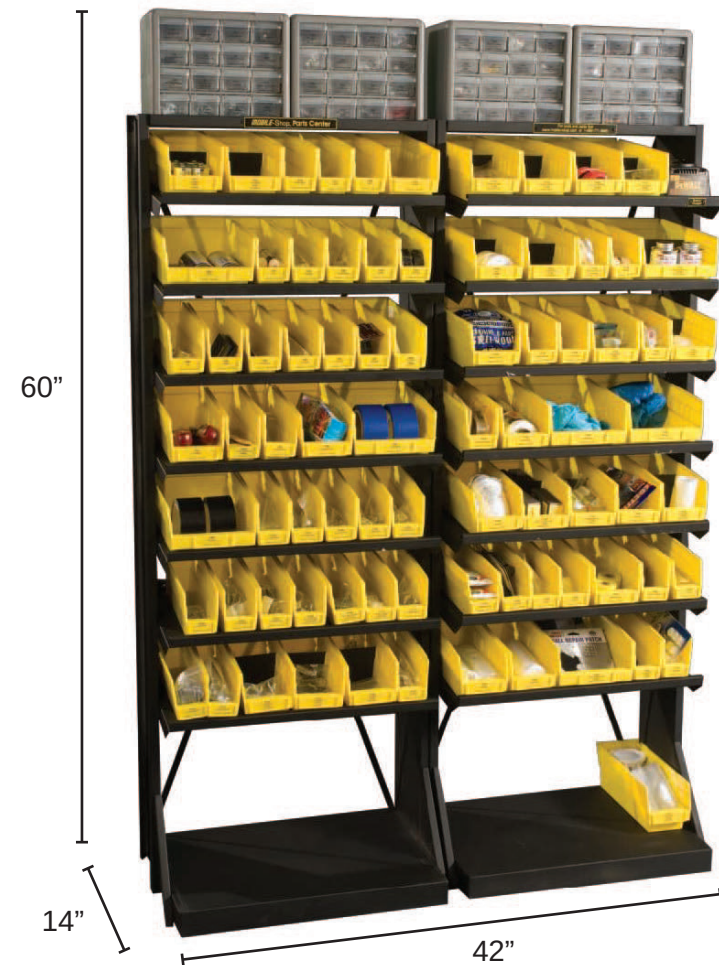
Key Features

- Features a solid work surface
- 3 customizable storage bins
- Includes easily deployable cart cover
- Combines the flexibility of the HT Engineering Cart with the capability of the PM Cart.



PARTS RE-SUPPLY CENTER

MS-PRC



*approximate dimensions

Let missing parts become a thing of the past.

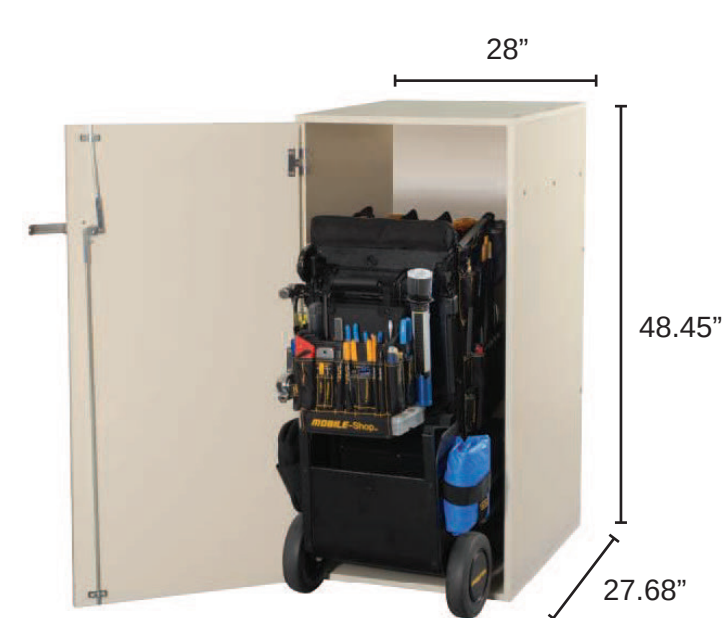
- Space for 160+ parts organized in numerical order by Mobile-Shop part number (matches pockets, labels in carts)
- Incredibly efficient re-supply of every part carried in the Mobile-Shop
- Welded steel construction
- 5 year limited warranty
- Parts not included

SECURITY LOCKERS

MS-ECL (Engineering Cart), MS-PMCL (PM Cart)

Secure, worry-free storage for your Mobile-Shop. Perfect for properties with multiple Mobile-Shops in use.

- Quickly fastens to the floor or wall
- Strong double bolt door lock
- ID label holder on outside of door
- Durable 3/4" panel construction
- Not for use in damp or wet areas
- Locks with padlock (included)
- Mobile-Shop Carts not included



Engineering Cart Locker

Also fits the SD Express Cart



PM Cart Locker

Also fits the H30 Cart and the Capacity Cart

GOLF CAR UTILITY BED

MS-GCUB



For wherever the job takes you.

Turn your golf car into a productivity machine. Super-efficient, professional transportation and protection for your Mobile-Shop.

- Fits Mobile-Shop HT Engineering Cart or SD Express Cart
- Perfect for garden style or resort properties, country clubs, and golf course properties
- Fits on all standard golf carts
- Can be used to transport and protect many types of equipment
- Weather tight
- Locks quickly & securely
- Large misc. bin with retractable rain cover
- Durable aluminum and stainless steel construction
- Includes universal mounting frame
- 5 year limited warranty
- Golf cart not included

3-DRAWER CLIP-ON ACCESSORY UNIT

MS-SD-CLPDR (no vise), MS-SD-CLPDR-VSE (with vise)



Clips onto any existing Mobile-Shop frame.

Ideal for:

Transporting T4 & T8 light bulbs. Best fit with HT Engineering or SD Express Cart.

LIGHT BULB CARRIER

MS-HT / SD-BAK



Mounts to any existing Mobil-Shop Cart frame.

Ideal for:

Transporting T4 & T8 light bulbs. Best fit with HT Engineering or SD Express Cart.

DEVOTED TEAM

Mobile-Shop was founded to completely redefine what efficiency in the maintenance industry means. Our solutions were designed by listening to the pain points that maintenance technicians, facilities managers and property owners face on a daily basis.

We know that the old saying “time is money” rings true for all industries, especially facilitates management. The Mobile-Shop System slashes time wasted traveling between the job site and the shop so you can complete jobs faster saving time and money.

The Mobile-Shop System is made with the highest level of craftsmanship and the best materials so you can get the job done with confidence. All of the Mobile-Shop Systems are built in Columbus, Ohio for quality that you can depend on.



“At Mobile-Shop, we’re all about real people helping real people. I’m excited to show you how our made in the USA carts will help change the way you get jobs done.”

-Angelo Mazzella, CEO

Meet Our CEO

Angelo Mazzella’s passion is helping our clients find efficiencies in areas they did not know were possible by implementing the Mobile-Shop System. Angelo believes that the key to success in any industry, especially in the facilities industry, is treating customers and employees like family.

Sales

We believe that the best sales teams are actually valued business partners. That’s why our sales team is dedicated to finding ways to add value to your business whether that’s by saving you time or money. Our sales team members are highly educated and experienced in the facility industry, so they understand your needs. We view our sales team as your personal business consultants that help you find gaps in your facility management process and patch them up.



“We believe in turning strangers into friends. I’m excited to partner with you and work together to help your team save time and money.”

-David Milford, National Account Manager

Customer Service

At Mobile-Shop, we recognize that our customers are the backbone of our business. That’s why we take every step to make sure we are always putting our customers first. The first key to great customer service is actually being able to get in touch with someone from our company. That’s why when you call Mobile-Shop you’ll always be greeted by a team member based out of our office – no robots. Our customer service team ensures that you have a hassle-free experience every time.

“What’s the Mobile-Shop difference? We listen. We take your feedback into account and use it to constantly improve our products. I can’t wait to work with you!”

- Martha Zogopoulos, Customer Service



DETAILED TOOL LIST

Tool Bag

Tool # Tool Name

| | |
|----|-----------------------------------|
| 2 | Scissors |
| 3 | 6" Phillips driver bit |
| 4 | Magnetic pick-up |
| 5 | Inspection mirror |
| 6 | Pick tool |
| 7 | 1/2" wood chisel |
| 8 | Mini pry bar |
| 9 | Mini LED Flashlight (Larry Light) |
| 10 | Power Lock 16' Tape Measure |
| 11 | SAE hex wrench set |
| 12 | Razor blade scraper |
| 13 | Tweezers |
| 14 | 3/32" nail set punch |
| 15 | Electronic temperature probe |
| 16 | Voltage sensor |
| 17 | Wire stripper |
| 18 | Diamond sharpening stone |
| 19 | Quick change utility knife |
| 20 | Multi-bit mini-screwdriver |
| 21 | Needle nose pliers |
| 22 | 9" needle nose locking pliers |

Tool # Tool Name

| | |
|-------|--------------------------------|
| 23 | 6" adjustable wrench` |
| 24 | Saw handle |
| 25 | 6" round file |
| 26 | 8" 4 in1 file |
| 27 | 8" groove joint pliers |
| 28 | Lineman's pliers |
| 29 | 1/4" x 4 flat head screwdriver |
| 30 | 11 in 1 multi bit-screwdriver |
| 31 | Torpedo level |
| 32 | 6 in 1 painter's tool |
| 33 | SAE socket set with rack |
| 34 | 3/8" ratchet |
| 35 | Small wire brush |
| 36 | Tooth brush |
| 37 | Calculator |
| 38 | Small tubing cutter |
| 39 | Stubby screwdriver |
| 40 | Nut driver bit set with holder |
| 41 | 3" socket extension |
| 42 | Tripod Flashlight |
| 43 | Straight claw hammer |
| PB-03 | Tool bag parts box |

Tool # Tool Name

| | |
|-----|---------------------|
| P85 | Electrical tape |
| P77 | Pencil |
| P78 | Marker |
| P79 | Saw blade |
| P80 | Lubricant #1 |
| P81 | Lubricant #2 |
| P82 | Handiwipes |
| P83 | Antibiotic ointment |
| P84 | Bandages |
| P86 | Pen |
| P87 | Note pad |



*Tool Bag comes on every cart except base models

DETAILED TOOL LIST

Left Module (HT Engineering & Complete PM)

| Tool # | Tool Name |
|--------|-----------------------------------|
| 45 | Aluminum speed square |
| 46 | Compass |
| 47 | Safety Glasses |
| 48 | Screen tool |
| 49 | Ruler |
| 50 | Angle screwdriver |
| 51 | Awl |
| 52 | Triangle file |
| 53 | 10" round file |
| 54 | Metal file-half round |
| 55 | Wood file- flat/round with handle |
| 56 | 3/16" x 8" flat-head screwdriver |
| 57 | 3/8" x 6" flat-head screwdriver |
| 58 | #3 x 6" Phillips screwdriver |
| 59 | Spray bottle |
| 60 | Stapler |
| 61 | 25' extension cord |
| 62 | Funnel |
| 63 | Caulk gun |
| 64 | Torch head |
| 65 | Combination wrench set w/ roll-up |
| 66 | Wire cutters |
| 67 | Large Tubing cutter |
| 68 | 6" socket extension |
| 69 | Metric sockets |
| 70 | Deep-well socket set with rack |
| 71 | 10" adjustable wrench |
| 72 | 12" aluminum pipe wrench |
| 73 | 12" groove joint pliers |

| Tool # | Tool Name |
|--------|----------------------|
| 75 | 10" locking pliers |
| 76 | 1" wood chisel |
| 77 | 1 1/2" putty knife |
| 78 | 8" mud knife |
| 79 | 3" putty knife |
| 80 | Concrete chisel |
| 81 | 3" adhesive spreader |
| 82 | Large wire brush |
| 83 | Cleaning brush |
| 85 | All purpose cutters |
| 86 | Cable cutter/pruner |
| P88 | Touch up marker |
| P89 | Touch up stick |
| P77 | Pencil |
| P90 | Tool marker |
| P91 | Staples |
| P92 | Art brush 1/8" |
| P92 | Art brush 1/4" |



DETAILED TOOL LIST

Right Module (HT Engineering & Complete PM)

| Tool # | Tool Name |
|--------|----------------------------|
| 87 | Outlet tester |
| 88 | Metric hex wrenches |
| 89 | 3 to 1 multi-plug |
| 90 | Deerskin work gloves |
| 91 | Siphon pump |
| 92 | Voltage tester |
| 93 | Continuity tester |
| 94 | HW tank element tool |
| 95 | Quick clamp |
| 96 | Electronic multi-meter |
| 98 | Center punch |
| 99 | 1/8" pin punch |
| 100 | Metal drill bit set |
| 101 | Driver bits box with bits |
| 102 | Metabo 18V cordless drill |
| 103 | 1/4 x 12 metal drill bit |
| 104 | 1/2 x 12 masonry drill bit |
| 105 | 1/2 x 16 wood drill bit |
| 106 | 1" hole saw |
| 107 | 2 1/8" hole saw with arbor |
| 108 | Wood drill bit set |
| 109 | 18" Level |
| 110 | 13" Pry bar |
| 111 | Chalk line |

| Tool # | Tool Name |
|--------|-------------------------|
| 112 | Stud finder |
| 113 | Masonry drill bit set |
| 114 | LED Headband flashlight |
| 116 | 15" Wood saw |
| 117 | 12" Hacksaw |
| 118 | Paint mixer |
| 119 | Flex saw |
| 120 | 6" Coping saw |
| 121 | Dust pan |



DETAILED TOOL LIST

Fastener Box

| Item | Item Description | Item | Item Description |
|------|--------------------------------------|------|--|
| P9 | #8-32 x 2" knob screw | P12 | #8 x 1/2", truss head screw |
| P8 | #8-32 x 1-1/4" knob screw | P117 | 3/4" pipe strap |
| P6 | 1/4" x 2-1/4" concrete screw | P116 | 1/2" pipe strap |
| P5 | 1/4" x 1-3/4" concrete screw | P110 | #8 x 1-1/4 screw for drywall anchor |
| P4 | 1/4" x 1-1/4" concrete screw | P11 | 1/2" eye screw |
| P3 | 3" flat mending plate | P109 | #8 x 1-5/8" self-drill, truss hd screw |
| P28 | 1/4" x 1-1/4" fender washer | P108 | #8 x 1-1/4" self-drill, truss hd screw |
| P27 | #10 x 1" fender washer | P107 | 4" exterior screws |
| P22 | 3/16" nut | P106 | 3-1/2" exterior screws |
| P20 | 1/4" nut | P105 | 3" exterior screws |
| P2 | 2-1/2" flat corner brace | P104 | 2-1/2" exterior screws |
| P19 | 3/16" x 2" bolt | P103 | 2" exterior screws |
| P18 | 3/16" x 1" bolt | P102 | 1-5/8" exterior screws |
| P17 | 1/4" x 2" bolt | P101 | 1-1/4 exterior screws |
| P16 | 1/4" x 1" bolt | P100 | 1" exterior screws |
| P15 | #8 x 3/4" self-drill, truss hd screw | P10 | #10 x 3/4" pan head SM screw |
| P14 | #8 x 1/2" self-drill, truss hd screw | P1 | 1-1/2" corner brace |
| P13 | #8 x 3/4", truss head screw | P7 | 1/4" x 2-3/4" concrete screw |

Plumbing & Electrical Box

| Item | Item Description | Item | Item Description |
|------|------------------------------------|---------|---|
| P75 | AAA batteries | P134 | Teflon tape |
| P74 | 9 volt batteries | P133 | Mobile-Shop water stop (2750pc./#) |
| P71 | AA batteries | P132 | 1/2" OD fitting brush |
| P60 | Flux brush | P131 | 1/2" ID fitting brush |
| P59 | Hose washer | P130 | Flux, 2 oz. |
| P58 | Dual thread aerator | P129 | Solder, 4 oz. |
| P57 | 1-1/2" tail piece washer | P128 | 3/4"- 1-1/2" hose clamps |
| P56 | 1-1/2" slip joint washer | P127 | 3/8"- 7/8" hose clamps |
| P55 | 1-1/2" to 1-1/4" slip joint washer | P126 | 12 ga. wire - red (feet) |
| P54 | 1-1/4" slip joint washer | P125 | Electric connection grease, 1/2 oz. |
| P38 | Small wire nut - orange | P124 | 3/4" wire connector |
| P37 | Ex small wire nut - grey | P123 | 3/8" wire connector |
| P144 | 1-1/2" slip joint nut | P122 | Large wire nuts - red |
| P143 | 1-1/4" slip joint nut | P121 | Medium wire nuts - yellow |
| P141 | 1/4" toilet bolt set | P120 | Pull switch |
| P140 | Toilet tissue roller | P119 | Cable staple |
| P139 | Plumber's grease | P118 | 1/2" wire staples |
| P137 | Steel wool- medium | P174 PC | Plumber's putty, 14 oz. tub-PARTS CENTER (1 ea) |
| P136 | Pipe joint compound | P138 PC | Plumber's sand cloth (30 feet) |
| P135 | All-purpose plastic pipe cement | | |

DETAILED TOOL LIST

Miscellaneous Box

| Item | Item Description | Item | Item Description |
|------|-----------------------------------|---------|-------------------------------|
| P63 | Threadlocker, .2 oz. | P154 | Epoxy glue, .85 oz. |
| P62 | Super glue, .07 oz. | P153 | Cutting oil, 4 oz. |
| P164 | Trash bags | P152 | Polyurethane wood glue, 2 oz. |
| P163 | Goof-off, 4 oz. | P151 | Sanding sponge, fine |
| P162 | Spackling - small tube, 5.3 oz... | P150 | Sanding sponge, medium/coarse |
| P160 | Plastic shims | P149 | Dust masks |
| P159 | Cable ties | P148 | Shoe covers (in pairs) |
| P158 | Epoxy putty, 2 oz. | P147 | Rubber gloves |
| P157 | Wallpaper seam glue, 2 oz. | P146 | Mason's string, 250' |
| P156 | Glue mixing cup | P145 | Galvanized bailing wire, 50' |
| P155 | Popsicle stick | P142 PC | Hanger strap (10 feet) |

Small Parts Box

| Item | Item Description | Item | Item Description |
|------|---------------------------------------|------|---------------------------|
| P50 | RG6 screw on terminal | P39b | Wallplate screws, ivory |
| P51 | Double male coax connector | P39a | Wallplate screws, white |
| P49 | 1/4" female to double male disconnect | P35 | 3/32" x 1-1/4" cotter pin |
| P48 | Spade terminal | P34 | 1/16" x 1" cotter pin |
| P47 | 1/4" female disconnect | P33 | Push pins |
| P46 | Pull chain connector | P32 | Picture hangers |
| P45 | Beaded Chain 36" | P31 | Carpet strip nails |
| P44 | Light nipple lock nut | P29 | 4d galvanized finish nail |
| P43 | 1-1/2" light nipple | P26 | 5/16" flat washer |
| P42 | Light glass nut | P25 | 1/4" flat washer |
| P41 | Light globe screw | P24 | #10 flat washer |
| P40 | Plug/switch mounting screw | P23 | 3/16" locknut |
| | | P21 | 1/4" locknut |

DETAILED TOOL LIST

H30

| Tool # | Tool Description | Tool # | Tool Description |
|--------|-----------------------------------|--------------|---------------------------|
| 51 | Awl | 77 | 1 1/2" putty knife |
| 55 | Wood file- flat/round with handle | 79 | 3" putty knife |
| 56 | 3/16" x 8" flat-head screwdriver | 85 | All purpose cutters |
| 57 | 3/8" x 6" flat-head screwdriver | 89 | 3 to 1 multi-plug |
| 58 | #3 x 6" Phillips screwdriver | 96 | Electronic multi-meter |
| 61 | 25' extension cord | 100 | Metal drill bit set |
| 63 | Caulk gun | 101 | Driver bits box with bits |
| 65 | Combination wrench set w/roll-up | 102 | Metabo 18V cordless drill |
| 66 | Wire cutters | 117 | 12" Hacksaw |
| 67 | Large Tubing cutter | H30 Infrared | Infrared thermometer |
| 68 | 6" socket extension | | |
| 69 | Metric sockets | | |
| 70 | Deep-well socket set with rack | | |
| 71 | 10" adjustable wrench | | |
| 72 | 12" aluminum pipe wrench | | |
| 73 | 12" groove joint pliers | | |
| 75 | 10" locking pliers | | |

**See page 24 for a complete list of tools included in the tool bag*



No More Lost Time Looking For Tools or Parts.

To the uninformed, our systems appear to be a smartly engineered set of tools. Under close examination, you'll discover that our professional maintenance systems save money and time, and create value.

5089 Westerville Road, Columbus, OH 43231

866-771-8665 or 614-882-8680

sales@mobile-shop.com